

Grades for Lianne Charlotte Jong

Course

Arrange by

DBM160 (2018-GS4) ▾

Due date ▾

Apply

NAME **DUE** **SCORE** **OUT OF**

Pitch - contextual step

Assignments

9 May by 23:59

80%

10



Assessment by Mathias Funk

CRITERIA	RATINGS				POINTS
story	5 pts Excellent As described under good + high quality activities, reasoning on both holistica as detailed level.	4 pts Good coherent pitch with story line that brings actions together with underlying reasoning	3 pts Basic pitch that highlighted what actions were taken in contextual step	0 pts Insufficient missing or incomplete pitch of contextual step	4 / 5 pts
presentation style	5 pts Excellent As described under sufficient + with excellent quality of materials	4 pts Good As described under sufficient + coherent use of tone of voice, aesthetics, materials	3 pts Basic presentation style that meets the provided request (5 pictures in presentation)	0 pts Insufficient inappropriate presentation style - does not meet the provided request	4 / 5 pts
Total points: 8					

Pitch - informed step

Assignments



19 Jun by 23:59

80%

10



pitch informed step

CRITERIA	RATINGS				POINTS
story	5 pts Excellent As described under good + high quality activities, reasoning on both holistic as detailed level.	4 pts Good coherent pitch with story line that brings actions together with underlying reasoning 	3 pts Basic pitch that highlighted what actions were taken in informed step	0 pts Insufficient missing or incomplete pitch of informed step	4 / 5 pts
presentation style	5 pts Excellent As described under sufficient + with excellent quality of materials	4 pts Good As described under sufficient + coherent use of tone of voice, aesthetics, materials 	3 pts Basic presentation style that meets the provided request (5 pictures in presentation)	0 pts Insufficient inappropriate presentation style - does not meet the provided request	4 / 5 pts
Total points: 8					

Pictorial review

Assignments

24 Jun by 17:00

4.5

5



Reflection (1)

CRITERIA	RATINGS				POINTS
Pictorial review quality	5 pts Excellent As described under good + gives relevant handles where to improve	4 pts Good review that highlights the gives a good overview of points that are good and or need improvement	3 pts Basic superficial review that only highlights essential points	0 pts Insufficient has not handed in the review pictorial, too short or lacking depth, inappropriate language and terminology	4.5 / 5 pts
Total points: 4.5					

Personal Course Reflection

Assignments

27 Jun by 23:59

86%

25





Reflection

CRITERIA	RATINGS				POINTS
personal reflection quality	15 pts Excellent As described under good + brings an interesting take on data-enabled design, exceeds in analysis on several levels while being concise	12 pts Good As described under sufficient + zoomed out view on how data-enabled design can affect future design activities	8 pts Basic Personal reflection in which learnings of Data-enabled Design are well explained in context of project	0 pts Insufficient Does not comprehend the Data-enabled design method, nor able to apply specifics facets of the method	13 / 15 pts
overall impression in class - individual contributions	5 pts Excellent As described under good + giving direction to class discussions, contributing to the status-quo, new insights and creative solutions to problems in class	4 pts Good As described under sufficient + helping others, contributing to class discussions	3 pts Basic present, active participation	0 pts Insufficient not present, little contribution	4.5 / 5 pts
overall impression in class - group dynamics	5 pts Excellent Exceptional team dynamics where each individual is brought to a higher level (aka 1+1=3)	4 pts Good As described under sufficient + building on each other strenghts	3 pts Basic balanced group dynamics, everybody contributing equally	0 pts Insufficient individual in inbalanced group dynamics	4 / 5 pts
Total points: 21.5					

pictorial

CRITERIA	RATINGS				POINTS
<p>story</p>	<p>10 pts Excellent</p> <p>As described under good + high quality activities, reasoning on both holistic as well as detailed level and cites relevant work.</p> 	<p>8 pts Good</p> <p>coherent well written pictorial with story line that brings actions together with underlying reasoning</p>	<p>5 pts Basic</p> <p>pictorial that highlighted what actions were taken in the contextual and informed step</p>	<p>0 pts Insufficient</p> <p>missing or incomplete pictorial</p>	<p>10 / 10 pts</p>
<p>Comments Coherent story, with details and example. Interesting that you presented it in a way that insights can go beyond this study.</p>					
<p>presentation style</p>	<p>5 pts Excellent</p> <p>As described under sufficient + with excellent quality of materials</p>	<p>4 pts Good</p> <p>As described under sufficient + coherent use of tone of voice, aesthetics, materials</p> 	<p>3 pts Basic</p> <p>presentation style that meets the provided request (pictorial layout)</p>	<p>0 pts Insufficient</p> <p>inappropriate presentation style - does not meet the template request</p>	<p>4 / 5 pts</p>
<p>Comments Good integration of text & images. The images in the informed step do not 'breath' the in-situ exploration.</p>					
<p>content: gaining a deep understanding of people's behavior, experience and context through data</p>	<p>5 pts Excellent</p> <p>As described under good + able to enrich sensor data with contextual data and the other way around, leading to a rich insights on behavior, experiences and context</p> 	<p>4 pts Good</p> <p>As described under sufficient + and able to enrich sensor data with qualitative data, or the other way around</p>	<p>3 pts Basic</p> <p>Able to acknowledge the value of the combination of sensor data and qualitative data</p>	<p>0 pts Insufficient</p> <p>Unable to acknowledge the value of the combination of quantitative, sensor data and qualitative, contextual data</p>	<p>5 / 5 pts</p>
<p>Comments Behavior, context and experience insights well described.</p>					

CRITERIA	RATINGS				POINTS
content: dealing with quantitative data	5 pts Excellent As described under good + able to refine and adapt data collection according to insights 	4 pts Good As described under sufficient + able to analyze sensor data and data visualizations and deduct relevant insights from data visuals	3 pts Basic Able to visualize sensor data	0 pts Insufficient unable to understand the use and application of sensor data in the contextual phase	5 / 5 pts
	Comments Interesting data collection, good visualisation, well interpreted insights.				
content: dealing with qualitative data	5 pts Excellent As described under good + using quantitative data as handles for qualitative research	4 pts Good Able to gain insight into more complex dynamic behaviour in the everyday life through qualitative research methods 	3 pts Basic Able to gain a basic insight in the everyday life of people through qualitative research methods	0 pts Insufficient Unable to understand the use and application of qualitative data in the contextual phase.	4 / 5 pts
	Comments Integration of qualitative with qualitative could be further strengthened. For example, integrate quotes a bit more - combination of qual/quant visuals would be great.				
content: transforming insights to design opportunities	5 pts Excellent As described under good + design opportunities together present innovative design direction	4 pts Good As described under sufficient + link between insights and opportunities are clearly described. 	3 pts Basic able to transform insights into (a set of) design opportunities	0 pts Insufficient unable to transform insights into design opportunities.	4 / 5 pts

CRITERIA	RATINGS				POINTS
content: using data as creative material	10 pts Excellent Able to iteratively use data in the creative design process, leading to relevant, innovative concepts 	8 pts Good Able to use data in the design process beyond optimization and validation purposes in a meaningful manner, with concepts as a result	6 pts Basic Uses data in design process beyond validation and optimization purposes on a superficial level	0 pts Insufficient Unable to use data in the creative design process	10 / 10 pts
	Comments figure 19 shows that you have designed an intelligent solution with data at its core that moves beyond data visuals				
content: designing in a high-paced setup	5 pts Excellent As described under good + quality of iterations and prototypes are of high quality	4 pts Good As described under sufficient + is able to run multiple explorations in the informed step 	3 pts Basic the student understands the role of the Informed Step in a Data-enabled Design approach and is able to prepare for it	0 pts Insufficient the student does not understand the role of the Informed Step in the DeD approach and is unable to prepare for it	4 / 5 pts
	Comments A bit more difficult to access what iteratively changed in your informed step				
Total points: 46					

ASSIGNMENTS

88%

88.00 / 100.00

TOTAL

88%